

File No.I/4(1)/2022-LS-II
Government of India
Ministry of Labour & Employment
Office of the Chief Labour Commissioner(C)
New Delhi

Dated:29/07/2022

ORDER

In supersession to this office order of even reference dated 31st March 2022 and in exercise of the powers conferred by Central Government vide Notification No. S.O. 186(E) dated 19th January, 2017 of the Ministry of Labour and Employment the undersigned hereby revise the rates of Variable Dearness Allowance for the employees employed in **Agriculture** w.e.f. **01.04.2022** on the basis of the average Consumer Price Index for Industrial workers reaching 357.65 from 345.22 as on 31.12.2021 (Base 2016-100) and thereby resulting in an increase of 12.43 points. The revised Variable Dearness Allowance as under shall be payable from 01.4.2022:-

Category of worker	Rates of V.D.A Area wise per day (in Rupees)		
	'A'	'B'	'C'
Unskilled	111	101	100
Semi-Skilled/Unskilled Supervisory	120	111	102
Skilled/Clerical	132	120	111
Highly Skilled	144	134	120

Therefore, the minimum rates of wages including the basic rates and Variable Dearness Allowance payable w.e.f. 01.4.2022 to the employees working in Agriculture shall be as under:-

Category of worker	Rates of wages including V.D.A. Area wise per day (in Rupees)		
	A	B	C
Unskilled	333+111=444	303+101=404	300+100=400
Semi-Skilled/Unskilled Supervisory	364+120=484	335+111=446	307+102=409
Skilled/Clerical	395+132=527	364+120=484	334+111=445
Highly Skilled	438+144=582	407+134=541	364+120=484

The VDA has been rounded off to the next higher rupee as per the decision of the Minimum Wages Advisory Board.

The classification of workers under different categories will be same as in Part-I of the notification, whereas classification of cities will be same as in the Part-II of the notification dated 19th January, 2017. The present classification of cities into areas A, B & C is enclosed at Annexure I for ready reference.


(S.C. Joshi)
Chief Labour Commissioner(C)

F.No.1/4(2)/2022-15-11
Government of India
Ministry of Labour & Employment
Office of the Chief Labour Commissioner(C)
New Delhi

Dated: 21/07/2022

In supersession to this office order of even reference dated 31st March 2022 and in exercise of the powers conferred by Central Government vide Notification No. S.O. 2413(E) dated 28th July, 2017 of the Ministry of Labour and Employment the undersigned hereby revise the rates of Variable Dearness Allowance on the basis of the average Consumer Price Index for Industrial workers reaching 357.65 from 345.22 as on 31.12.2021 (Base 2016-100) and thereby resulting in an increase of 12.43 points. The revised Variable Dearness Allowance as under shall be payable from 01.4.2022.

Rates of Variable Dearness Allowance for employees employed in employments in Gypsum Mines, Barytes Mines, Bauxite Mines, Manganese Mines, China Clay Mines, Kyanite Mines, Copper Mines, Clay Mines, Magnesite Mines, White Clay Mines, Stone Mines, Steatite Mines (including the mines producing Soap Stones and Talc), Ochre Mines, Asbestos Mines, Fire Clay Mines, Chromite Mines, Quartzite Mines, Quartz Mines, Silica Mines, Graphite Mines, Felspar Mines, Laterite Mines, Dolomite Mines, Red Oxide Mines, Wolfram Mines Iron Ore Mines, Granite Mines Rock Phosphate Mines, Hematite Mines, Marble and Calcite Mines, Uranium Mines, Mica Mines, Lignite Mines, Gravel Mines, Slate Mines and Magnetite Mines.

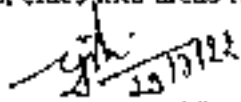
Category of worker	Rates of V.D.A. (in Rs.) per day	
	For work above ground	For work below ground
Unskilled	116	144
Semi-Skilled/Unskilled Supervisory	144	172
Skilled/ Clerical	172	200
Highly Skilled	201	222

Therefore the minimum rates of wages showing the basic rates and Variable Dearness Allowance Payable w.e.f. 01.4.2022 will be as under:-

Category of worker	Rates of wages including V.D.A. (in Rs.) per day	
	For work above ground	For work below ground
Unskilled	350+116=466	437+144=581
Semi-Skilled/ Unskilled Supervisory	437+144=581	523+172=695
Skilled/ Clerical	523+172=695	610+200=810
Highly Skilled	610+201=811	683+222=905

The VDA has been rounded off to the next higher rupee as per the decision of the Minimum Wages Advisory Board.

The classification of workers under different categories will be same as in Part-I of the notification, whereas classification of cities will be same as in the Part-II of the notification dated 19th January, 2017. The present classification of cities into areas A, B & C is enclosed at Annexure I for ready reference.


[S.C. Joshi]
Chief Labour Commissioner(C)

P.No.1/4(3)/2022-LS-II
Government of India
Ministry of Labour & Employment
Office of the Chief Labour Commissioner(C)
New Delhi:

Dated: 29/07/2022

ORDER

In supersession to this office order of even reference dated 31st March 2022 and in exercise of the powers conferred by Central Government vide Notification No. S.O. 188(E) dated 19th January, 2017 of the Ministry of Labour and Employment the undersigned hereby revise the rates of Variable Dearness Allowance on the basis of the average Consumer Price Index for Industrial workers reaching 357.65 from 346.22 as on 31.12.2021 (Base 2016-100) and thereby resulting in an increase of 12.43 points. The revised Variable Dearness Allowance as under shall be payable from 01.4.2022:-

The rates of Variable Dearness Allowance for employees employed in: **CONSTRUCTION OR MAINTENANCE OF ROADS OR RUNWAYS OR IN BUILDING OPERATIONS INCLUDING LAYING DOWN UNDERGROUND ELECTRIC, WIRELESS, RADIO, TELEVISION, TELEPHONE, TELEGRAPH AND OVERSEAS COMMUNICATION CABLES AND SIMILAR OTHER UNDERGROUND CABLING WORK, ELECTRIC LINES, WATER SUPPLY LINES AND SEWERAGE PIPE LINES.**

Category of worker	Rates of V.D.A. Area wise per day (in Rupees)		
	A	B	C
Unskilled	172	148	116
Semi Skilled/Unskilled Supervisory	191	162	134
Skilled/Clerical	209	191	164
Highly Skilled	224	209	191

Therefore the minimum rates of wages showing the basic rates and Variable Dearness Allowance payable w.e.f. 01.4.2022 will be as under:

Category of worker	Rates of wages including V.D.A. per day (in Rupees)		
	A Area	B Area	C Area
Unskilled	523+172=695	437+148=585	350+116=466
Semi-Skilled/Unskilled Supervisory	579+191=770	494+162=656	410+134=544
Skilled/ Clerical	637+209=846	579+191=770	494+164=658
Highly Skilled	693+224=917	637+209=846	579+191=770

The VDA has been rounded off to the next higher rupee as per the decision of the Minimum Wages Advisory Board

The classification of workers under different categories will be same as in Part-I of the notification, whereas classification of cities will be same as in the Part II of the notification dated 19th January, 2017. The present classification of cities into areas A, B & C is enclosed at Annexure I for ready reference.


(B.C. Joshi)
Chief Labour Commissioner(C)

F.No.1/4(4)/2020-LS-II
Government of India
Ministry of Labour & Employment
Office of the Chief Labour Commissioner(C)
New Delhi

Dated: 25/07/2022

ORDER

In supersession to this office order of even reference dated 31st March 2022 and in exercise of the powers conferred by Central Government vide Notification No. S.O. 192(E) dated 19th January, 2017 of the Ministry of Labour and Employment the undersigned hereby revise the rates of Variable Dearness Allowance on the basis of the average Consumer Price Index for Industrial workers reaching 357.65 from 345.22 as on 31.12.2021 (Base 2016-100) and thereby resulting in an increase of 12.43 points. The revised Variable Dearness Allowance as under shall be payable from 01.4.2022:-

RATES OF V.D.A. FOR EMPLOYEES EMPLOYED IN LOADING AND UNLOADING IN (i) GOODS SHEDS, PARCEL OFFICES OF RAILWAYS, (ii) OTHER GOODS-SHEDS, GODOWNS, WAREHOUSES AND OTHER SIMILAR EMPLOYMENTS; (iii) DOCKS AND PORTS; AND (iv) PASSENGERS GOODS AND CARGO CARRIED OUT AT AIRPORTS (BOTH INTERNATIONAL AND DOMESTIC).

Therefore, the minimum rates of wages including the basic rates and Variable Dearness Allowance payable w.e.f. 01.4.2022 to the employees shall be as under:-

AREA	RATES OF V.D.A. PER DAY (IN RS.)
'A'	172
'B'	144
'C'	116

Therefore the minimum rates of wages showing the basic rates and variable Dearness Allowance payable w.e.f. 01.4.2022 shall be as under:-

AREA	RATES OF WAGES PLUS V.D. A. PER DAY		
	Basic Wages (Rs.)	V.D.A. (Rs.)	Total (Rs.)
'A'	523	172	695
'B'	437	144	581
'C'	350	116	466

The VDA has been rounded off to the next higher rupee as per the decision of the Minimum Wages Advisory Board.

The classification of workers under different categories will be same as in Part-I of the notification, whereas classification of cities will be same as in the Part-II of the notification dated 19th January, 2017. The present classification of cities into areas A, B & C is enclosed at Annexure I for ready reference.


(S.C. Joshi)
Chief Labour Commissioner(C)

No. 1/4(S)/2022-LS-II
Government of India
Ministry of Labour & Employment
Office of the Chief Labour Commissioner(C)
New Delhi

Dated: 29/07/2022

ORDER

In supersession to this office order of even reference dated 31st March 2022 and in exercise of the powers conferred by Central Government vide Notification No. S.O. 190(E) dated 19th January, 2017 of the Ministry of Labour and Employment the undersigned hereby revise the rates of Variable Dearness Allowance on the basis of the average Consumer Price Index for Industrial workers reaching 357.65 from 345.22 as on 31.12.2021 (Base 2016=100) and thereby resulting in an increase of 12.43 points. The revised Variable Dearness Allowance as under shall be payable from 01.4.2022:-

RATES OF V.D.A FOR EMPLOYEES EMPLOYED IN "Employment of Sweeping and Cleaning excluding activities prohibited under the Employment of Manual Scavengers and Construction of Dry Latrines (Prohibition) Act, 1993".

AREA	RATES OF V.D.A. PER DAY (in Rs.)
A	172
B	144
C	116

Therefore, the minimum rates of wages showing the basic rates and Variable Dearness Allowance payable w.e.f 01.4.2022 shall be as under:-

AREA	RATES OF WAGES PLUS V.D.A PER DAY		
	Basic Wages (Rs.)	V.D.A (Rs.)	Total (Rs.)
A	523 +	172 -	695
B	437 +	144 -	581
C	350 +	116 -	466

The VDA has been rounded off to the next higher rupee as per the decision of the Minimum Wages Advisory Board.

The classification of workers under different categories will be same as in Part-I of the notification, whereas classification of cities will be same as in the Part-II of the notification dated 19th January, 2017. The present classification of cities into areas A, B & C is enclosed at Annexure I for ready reference.


(S.C. Joshi)
Chief Labour Commissioner(C)

File No. 1/4(6)/2022-LS-II
Government of India
Ministry of Labour & Employment
Office of the Chief Labour Commissioner(C)
New Delhi

Dated: 25/07/2022

ORDER

In supersession to this office order of even reference dated 31st March 2022 and in exercise of the powers conferred by Central Government vide Notification No. S.O. 191(E) dated 19th January, 2017 of the Ministry of Labour and Employment the undersigned hereby revise the rates of Variable Dearness Allowance on the basis of the average Consumer Price Index for Industrial workers reaching 357.65 from 345.22 as on 31.12.2021 (Base 2016-100) and thereby resulting in an increase of 12.43 points. The revised Variable Dearness Allowance as under shall be payable from 01.4.2022:-

I. RATES OF V.D.A. for employees employed in **WATCH & WARD (without arms)** shall be as under:-

AREA	RATES OF V.D.A. PER DAY (in Rs.)
A	209
B	191
C	162

Therefore, the minimum rates of wages showing the basic rates and Variable Dearness Allowance payable w.e.f. 01.4.2022 to employees employed in **WATCH AND WARD (without arms)** shall be as under:-

AREA	RATES OF WAGES PLUS V.D.A PER DAY		
	Basic Wages (Rs.)	V.D.A. (Rs.)	Total (Rs.)
A	637	209	846
B	579	191	770
C	494	162	656

II. RATES OF V.D.A. for employees employed in **WATCH AND WARD (with arms)** shall be as under:-

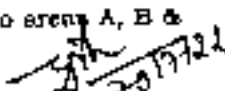
AREA	RATES OF V.D.A. PER DAY (in Rs.)
A	226
B	209
C	191

Therefore, the minimum rates of wages showing the basic rates and Variable Dearness Allowance payable w.e.f. 01.4.2022 to employees employed in **WATCH AND WARD (with arms)** shall be as under:-

AREA	RATES OF WAGES PLUS V.D.A PER DAY		
	Basic Wages (Rs.)	V.D.A. (Rs.)	Total (Rs.)
A	693	226	919
B	637	209	846
C	579	191	770

The VDA has been rounded off to the next higher rupee as per the decision of the Minimum Wages Advisory Board.

The classification of workers under different categories will be same as in Part-I of the notification, whereas classification of cities will be same as in the Part-II of the notification dated 19th January, 2017. The present classification of cities into areas A, B & C is enclosed at Annexure I for ready reference.


S.C. Joshi
Chief Labour Commissioner(C)

File No.1/1/(7)2022 LS-0
Government of India
Ministry of Labour & Employment
Office of the Chief Labour Commissioner(C)
New Delhi

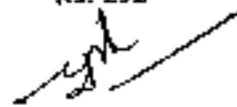
Dated:29/07/2022

ORDER

In supersession to this office order of even reference dated 31st March 2022 and in exercise of the powers conferred by Central Government vide Notification No. S.O. 189(E) dated 19th January, 2017 of the Ministry of Labour and Employment the Undersigned hereby revise the rates of Variable Dearness Allowance on the basis of the average Consumer Price Index for Industrial workers reaching 357.65 from 345.22 as on 31.12.2021 (Base 2016-100) and thereby resulting in an increase of 12.43 points. The revised Variable Dearness Allowance as under shall be payable from 01.4.2022:-

RATES OF V.D.A.FOR EMPLOYEES EMPLOYED IN "STONE MINES" shall be as under:-

Item of work	Rates of Variable Dearness Allowance as on 01-4-2022
1. Excavation & removal of over burden with 50 metres lead/ 1.5 metres lift. *	
(i) Soft Soil	Rs.119
(ii) Soft Soil with rock	Rs.175
(iii) Rock	Rs.231
2. Removal and stacking of rejected stones with 50 metres lead/ 1.5 Metres lift. *	Rs.91
3. Stone breaking or Stone Crushing for the Stone size of:-	
1.0 inch to 1.5 inches	Rs.701
Above 1.5 inches to 3.0 inches	Rs.600
Above 3.0 inches to 5.0 inches	Rs. 354
Above 5.0 inches	Rs. 292



Therefore, the minimum piece rate wages showing the basic and Variable Dearness Allowance payable w.e.f. 01.4.2022 to the employees employed in Stone Mines shall be as under:-

Category	Basic Wages	VDA	Total
1. Excavation & removal of overburden with 50 meters Lead/1.5 Meters lift. *			
(i) Soft Soil	Rs.351 +	Rs.119 =	Rs. 470
(ii) Soft Soil with rock	Rs.531 +	Rs.175 =	Rs.706
(iii) Rock	Rs.703 +	Rs.231 =	Rs.934
2. Removal and stacking of rejected stones with 50 meters lead/ 1.5 meters lift. *			
	Rs. 283 +	Rs.94 =	Rs.377
3. Stone Breaking or Stone Crushing for stone size of category **			
	Basic Wages	VDA	Total
(i) 1.0 inch to 1.5 inches	Rs.2171 +	701 =	2872
(ii) Above 1.5 inches to 3.0 inches	Rs.1857 +	600 =	2457
(iii) Above 3.0 inches to 5.0 inches	Rs.1088 +	354 =	1442
(iv) Above 5.0 inches	Rs.893 +	292 =	1185

The workers employed on minimum guaranteed time rate of wages per day shall be entitled to time rate of minimum wages plus special allowance, if any, for unskilled category of above ground workers revised from time to time by the Central Government in respect of scheduled employment in stone mines.

* Per 2.831 cube meters (100 cubic feet)

** Per truck load of 5.662 cubic meters (200 cubic feet)

S.C. Joshi
29/7/22

(S.C. Joshi)
Chief Labour Commissioner(C)



GOVERNMENT OF INDIA
MINISTRY OF LABOUR & EMPLOYMENT
OFFICE OF THE DY. CHIEF LABOUR COMMISSIONER (C),
D-6, Adarsh Society, Sector - 1, Avanti Vihar, Raipur (CG)
Phone/Fax: 0771-2444200, 2442181 E-mail: dycleraipur.cg@nic.in

No.RP-92(01)/2016- ES.IV

Dated 29-09-2022

MEMORANDUM

In pursuance of the orders dated 28-09-2022 of Chief Labour Commissioner (Central), Government of India, Ministry of Labour & Employment, New Delhi consequent upon revision in the Variable Dearness Allowance payable w.e.f. 01.10.2022 the rates of Minimum wages have been revised in respect of the persons employed in the scheduled employments. The details thereof are reproduced as under:-

1. Notification No.S.O.186 (E) dated 19-01-2017 (Employment in Agriculture)
CLC(C)'s order No. 1/16(1)/2022-LS-II dated 28-09-2022

Category of worker	RATES OF WAGES INCLUDING V.D.A. PER DAY (₹)		
	A Area	B Area	C Area
Un Skilled	333 + 121 = 454	303 + 111 = 414	300 + 109 = 409
Semi-Skilled/Unskilled Supervisory	364 + 131 = 495	335 + 121 = 456	307 + 112 = 419
Skilled/Clerical	395 + 144 = 539	364 + 131 = 495	334 + 121 = 455
Highly Skilled	438 + 158 = 596	407 + 147 = 554	364 + 131 = 495

2. Notification No.S.O.2413 (E) dated 28-07-2017 (Employment in Mines)
CLC(C)'s order No.1/16(2)/2022-LS-II dated 28-09-2022

Employment in Gypsum Mines, Barytes Mines, Bauxite Mines, Manganese Mines, China Clay Mines, Kyanite Mines, Copper Mines, Clay Mines, Magnesite Mines, White Clay Mines, Stone Mines, Steatite Mines(including the mines producing Soap Stones and Talc), Ochre Mines, Asbestos Mines, Fire Clay Mines, Chromite Mines, Quartzite Mines, Quartz Mines, Silica Mines, Graphite Mines, Felspar Mines, Laterite Mines, Dolomite Mines, Red Oxide Mines, Wolfram Mines Iron Ore Mines, Granite Mines Rock Phosphate Mines, Hematite Mines, Marble and Calcite Mines, Uranium Mines, Mica Mines, Lignite Mines, Gravel Mines, Slate Mines and Magnetite Mines.

Category of worker	RATES OF WAGES INCLUDING V.D.A. PER DAY (₹)	
	For work above Ground	For work below ground
Un Skilled	350 + 127 = 477	437 + 158 = 595
Semi-Skilled/Unskilled Supervisory	437 + 158 = 595	523 + 188 = 711
Skilled/Clerical	523 + 188 = 711	610 + 219 = 829
Highly Skilled	610 + 219 = 829	683 + 243 = 926

Note: A person working or employed in or in connection with a mine is said to be working or employed "below ground", if he is working or employed,-

- (i) in a shaft which has been or in the course of being sunk; or
- (ii) in any excavation which extends below superjacent ground; or
- (iii) in an open cast working in which the depth of the excavation measured from its highest to its lowest point exceeds six meters.

3. Notification No. S.O. 188 (E) dated 19-01-2017 (Employment in Construction & Maintenance)
CLC(C)'s order No.1/16(3)/2022-LS-II dated 28-09-2022

Employment in construction or maintenance of roads or runways or in building operations including laying down underground electric, wireless, radio, television, telephone, telegraph and overseas communication cables and similar other underground cabling work, electric lines, water supply lines and sewerage pipe lines.

Category of worker	RATES OF WAGES INCLUDING V.D.A. PER DAY (₹)		
	A Area	B Area	C Area
Un Skilled	523 + 188 = 711	437 + 158 = 595	350 + 127 = 477
Semi-Skilled/Unskilled Supervisory	579 + 209 = 788	494 + 177 = 671	410 + 147 = 557
Skilled/Clerical	637 + 229 = 866	579 + 209 = 788	494 + 177 = 671
Highly Skilled	693 + 247 = 940	637 + 229 = 866	579 + 209 = 788

Note:

- (i) Workers employed on high structures, that is, on or above thirty feet height, even for one hour in a day shall be paid twenty percent extra wages of the minimum wages so fixed for the appropriate category.
- (ii) Workers employed on tunnel working shall be paid twenty percent extra of the minimum wages fixed under this notification for the appropriate category.

Contd.....2

4. Notification No.S.O.192 (E) dated 19-01-2017**(Employment in loading & unloading)**

CLC(C)'s order No.1/16(4)/2022-LS-II dated 28-09-2022

Employment in loading and unloading in (i) goods sheds, parcel offices of Railways, (ii) other good-sheds, go-downs, warehouses etc and other similar employment (iii) Docks and Ports (iv) Passenger Goods and Cargo carried out at Airports (both International & domestic)

Area	RATES OF WAGES PLUS V.D.A. PER DAY		
	Basic wages (₹)	V.D.A. (₹)	Total (₹)
A	523	188	711
B	437	158	595
C	350	127	477

5. Notification No.S.O.190 (E) dated 19-01-2017**(Employment in sweeping & cleaning)**

CLC(C)'s order No.1/16(5)/2022-LS-II dated 28-09-2022

Employment of Sweeping and cleaning excluding activities prohibited under the Employment of Manual Scavengers and Construction of Dry Latrines (Prohibition) Act, 1993.

Area	RATES OF WAGES PLUS V.D.A. PER DAY		
	Basic wages (₹)	V.D.A. (₹)	Total (₹)
A	523	188	711
B	437	158	595
C	350	127	477

6. Notification No.S.O.191 (E) dated 19-01-2017**(Employment in Watch & Ward)**

CLC(C)'s order No.1/16(6)/2022-LS-II dated 28-09-2022

Area	RATES OF WAGES PLUS V.D.A. PER DAY (Without arms)			RATES OF WAGES PLUS V.D.A. PER DAY (With arms)		
	Basic wages (₹)	V.D.A. (₹)	Total (₹)	Basic wages (₹)	V.D.A. (₹)	Total (₹)
A	637	229	866	693	247	940
B	579	209	788	637	229	866
C	494	177	671	579	209	788

7. Notification No. S.O. 189(E) dated 19.01.2017**(Employment in Stone Mines)**

CLC(C)'s order No.1/16(7)/2022-LS-II dated 28-09-2022

Category	Rates of wages plus VDA per day (₹)
1- Excavation & removal of over burden with 50 meters lead/1.5 meters lift.*	
(i) Soft Soil	351 + 130 = 481
(ii) Soft soil with rock	531 + 191 = 722
(ii) Rock	703 + 253 = 956
2- Removal and stacking of rejected stones with 50 meters lead/1.5 meters lift *	283 + 103 = 386
3- Stone Breaking or Stone Crushing size of category **	
(i) 1.0 inch to 1.5 inches	2171 + 767 = 2938
(ii) Above 1.5 inches to 3.00 inches	1857 + 656 = 2513
(iii) Above 3.00 inches to 5.00 inches	1088 + 387 = 1475
(iv) Above 5.00	893 + 319 = 1212

The workers employed on minimum guaranteed time rate of wages per day shall be entitled to time rate of minimum wages plus special allowance, if any, for unskilled category of above ground workers revised from time to time by the Central Government in respect of scheduled employed in stone mines.

* Per 2.831 cube meters (100 cubic feet)

** Per truck of 5.662 cubic meters (200 cubic feet)

The Variable Dearness Allowances for respective category of employees shall be adjusted by Chief Labour Commissioner (Central), New Delhi from time to time.

1. The minimum rates of wages includes the Wages for weekly day of rest.
2. The minimum rates of wages fixed by notification are applicable to employees engaged by contractors also.
3. The minimum rates of wages payable to disabled employees shall be the same as payable to workers of the appropriate category.
4. The man, woman and transgender employees shall get the same rates of wages for the same work or work of similar nature.
5. In case worker is engaged on a day of rest, the rate of wages shall not be less than the over-time rate.

The classification of cities as determined by Government of India, **Raipur (UA) and Durg - Bhilai Nagar (UA)** fall under areas 'B' in the state of Chhattisgarh. Other area/locations/cities in Chhattisgarh shall be under classification 'C'. Hence the rates of minimum wages shall be applicable accordingly. The rates of minimum wages as revised by Central Government and State Government of Chhattisgarh periodically shall be applicable, whichever is higher. It is requested that revised minimum wages to be strictly complied with.


 (R.K. Purohit)
 Dy. Chief Labour Commissioner (C)
 Raipur (CG)

compose.kerala.gov.in
egazette.kerala.gov.in
printing.kerala.gov.in



Regn.No. KERBIL/2012/45073
dated 2012-09-05 with RNI
Reg No.KL/TV(N)/634/2021-2023

കേരള സർക്കാർ
GOVERNMENT OF KERALA

കേരള ഗസറ്റ് KERALA GAZETTE

ആധികാരികമായി പ്രസിദ്ധപ്പെടുത്തുന്നത്
PUBLISHED BY AUTHORITY

ചൊവ്വ, 2024 ഡിസംബർ 10

Tuesday, 10th December 2024

1200 വൃശ്ചികം 25
25th Vrischikam 1200

1946 അഗ്രഹായനം 19
19th Agrahayana 1946

വാല്യം 13
Vol. XIII

നമ്പർ } 50
No. }

Part III

Economics and Statistics

©

കേരള സർക്കാർ
GOVERNMENT OF KERALA

2024



NOTIFICATION

No. DES/1251/2024-P3(1)

14th November 2024.

**Statement showing Consumer Price Index Numbers for Agricultural Labourers and Industrial Workers
for the month of September 2024**

Sl. No.	Centre	Linking Factor*	Index numbers for		Estimated Indices for	
			Base : 2011-12 = 100		Base : 1998-99 = 100	
			August 2024	September 2024	August 2024	September 2024
1	Thiruvananthapuram	2.11	207	207	437	437
2	Kollam	2.09	205	204	428	426
3	Punalur	2.10	201	200	422	420
4	Pathanamthitta	2.03	220	220	447	447
5	Alappuzha	2.05	208	207	426	424
6	Kottayam	2.08	215	216	447	449
7	Mundakkayam	2.17	212	214	460	464
8	Idukki	1.97	210	212	414	418
9	Ernakulam	2.03	202	202	410	410
10	Chalakkudy	2.00	220	221	440	442
11	Thrissur	1.87	215	217	402	406
12	Palakkad	2.09	197	199	412	416
13	Malappuram	2.00	211	211	422	422
14	Kozhikkode	2.02	215	214	434	432
15	Wayanad	1.93	208	207	401	400
16	Kannur	2.02	219	218	442	440
17	Kasargod	2.05	225	225	461	461

*Linking factors approved in G.O (MS) No.34/2015/LBR.dated 26-03-2015 have been used with effect from April 2015.Base in old series is 1998-99=100 for all centres.

The Consumer Price Index (Cost of Living Index) Numbers applicable to employees in employment under the Minimum Wages Act (Central Act XI of 1948) for the month of September -2024 as ascertained by the Director of Economics & Statistics under clause (C) of Section 2 of the Act.

Directorate of Economics and Statistics,
Vikas Bhavan, Thiruvananthapuram.

(Sd.)
Director.





GOVERNMENT OF INDIA
MINISTRY OF LABOUR & EMPLOYMENT
LABOUR BUREAU, CHANDIGARH- 160036

No. 5/1/2021-CPI

Dated : 13.03.2025

Consumer Price Index for Industrial Workers on base 2016 = 100

State	Sr. No.	Centre	Dec,2024	Jan,2025	State	Sr. No.	Centre	Dec,2024	Jan,2025
AP	1	Guntur	152.3	153.0	MEG	53	Shillong	155.3	156.5*
	2	Nellore	143.2	143.1	ODI	54	Angul-Talchar	151.7	150.2
	3	Visakhapatnam	155.8	156.0		55	Cuttack	154.3	154.2
ASM	4	Biswanath-Chariali	154.5	151.6		56	Keonjhar	150.8	151.3
	5	Doom-Dooma Tinsukia	155.9	152.7	PUD	57	Puducherry	163.0	162.9
	6	Guwahati	156.2	157.9	PUN	58	Amritsar	136.9	135.7
	7	Labac-Silchar	148.5*	145.8		59	Jalandhar	155.0	150.4
	8	Numaligarh-Golaghat	151.9	152.2		60	Ludhiana	150.6	147.5*
	9	Sibsagar	150.7	148.8		61	Sangrur	143.8	143.5
BIH	10	Munger-Jamalpur	148.2	146.3	RJN	62	Alwar	136.9	135.4
	11	Patna	142.2	140.7		63	Bhilwara	136.5*	135.8
CHD	12	Chandigarh	151.1	151.1		64	Jaipur	128.8	128.1
CHS	13	Bhilai	129.8	128.2	TN	65	Chennai	137.9	137.5
	14	Korba	149.6	149.9		66	Coimbatore	138.4	138.3
	15	Raipur	135.2	133.1		67	Coonoor	141.2	139.3
DNH	16	Dadra & Nagar Haveli	135.0	137.7		68	Madurai	148.0	148.3
DLI	17	Delhi	133.7	132.6		69	Salem	143.0	142.3
GOA	18	Goa	136.2	137.1		70	Tirunelveli	156.1	156.8
GUJ	19	Ahmedabad	139.1	139.5*		71	Virudhu Nagar	151.2	149.2
	20	Bhavnagar	135.9	134.6	TEL	72	Hyderabad	142.2	141.1
	21	Rajkot	138.3	137.6		73	Mancheriyal	157.2	156.8
	22	Surat	134.7	133.3		74	Warangal	149.4	148.6
	23	Vadodara	135.8	135.3	TRP	75	Tripura	144.3	140.8
HRY	24	Faridabad	145.2	144.5	UP	76	Agra	147.2	145.8
	25	Gurugram	147.5	146.8		77	Ghaziabad/G.B. Nagar	146.8	145.7
	26	Yamunanagar	148.9	148.0		78	Kanpur	142.6	141.9
HP	27	Himachal Pradesh	140.2	138.4		79	Lucknow	147.7	146.8
J&K	28	Jammu & Kashmir	146.5*	144.8		80	Varanasi	144.6	147.5
JRK	29	Bokaro	137.0	133.6	UTK	81	Udham Singh Nagar	157.6	159.3
	30	Dhanbad-Jharia	151.8	152.1	WB	82	Darjeeling	132.3	133.8
	31	Jamshedpur	155.8	156.2		83	Durgapur	146.4	144.4
	32	Ramgarh	155.6	156.6		84	Haldia	127.9	125.3
KNT	33	Belgaum	148.8	149.2		85	Howrah	147.2	146.6
	34	Bengaluru	138.5*	138.4		86	Jalpaiguri	141.7	136.6
	35	Chikmagalur	141.5	142.0		87	Kolkata	147.2	144.8
	36	Davanagere	149.1	148.1		88	Raniganj	153.5*	152.6
	37	Hubli-Dharwad	140.0	140.2			ALL INDIA INDEX	143.7	143.2
	38	Mercara-Kodagu	145.3	145.2					
	39	Mysore	146.7	145.3					
KRL	40	Ernakulam/Alwaye	146.4	147.2					
	41	Idukki	150.7	149.8					
	42	Kollam	144.7	146.0					
MP	43	Bhopal	132.8	132.4					
	44	Chhindwara	146.1	144.7					
	45	Indore	134.9	133.5					
	46	Jabalpur	141.6	141.2					
MHR	47	Mumbai	133.3	133.2					
	48	Nagpur	145.5	144.5*					
	49	Nasik	140.4	140.7					
	50	Pune	132.8	133.9					
	51	Solapur	149.8	149.9					
	52	Thane	135.3	135.1					

(Gaurav Bhatia)

Director

E-Mail Address : dglb@nic.in; Website : https://www.labourbureau.gov.in

* Rounded up from second decimal place.



GOVERNMENT OF INDIA
MINISTRY OF LABOUR & EMPLOYMENT
LABOUR BUREAU, CHANDIGARH- 160036

No. 5/1/2021-CPI

Dated : 18.02.2025

Consumer Price Index for Industrial Workers on base 2016 = 100

State	Sr. No.	Centre	Nov,2024	Dec,2024	State	Sr. No.	Centre	Nov,2024	Dec,2024
AP	1	Guntur	153.6	152.3	MEG	53	Shillong	155.3	155.3
	2	Nellore	143.9	143.2	ODI	54	Angul-Talchar	153.3	151.7
	3	Visakhapatnam	156.5*	155.8		55	Cuttack	154.6	154.3
ASM	4	Biswanath-Chariali	157.3	154.5		56	Keonjhar	152.8	150.8
	5	Doom-Dooma Tinsukia	160.4	155.9	PUD	57	Puducherry	163.3	163.0
	6	Guwahati	157.7	156.2	PUN	58	Amritsar	139.9	136.9
	7	Labac-Silchar	150.3	148.5*		59	Jalandhar	157.9	155.0
	8	Numaligarh-Golaghat	152.4	151.9		60	Ludhiana	152.1	150.6
	9	Sibsagar	151.4	150.7		61	Sangrur	144.3	143.8
BIH	10	Munger-Jamalpur	150.2	148.2	RJN	62	Alwar	139.6	136.9
	11	Patna	144.8	142.2		63	Bhilwara	137.4	136.5*
CHD	12	Chandigarh	151.6	151.1		64	Jaipur	130.7	128.8
CHS	13	Bhilai	132.5	129.8	TN	65	Chennai	135.5*	137.9
	14	Korba	152.6	149.6		66	Coimbatore	139.0	138.4
	15	Raipur	136.0	135.2		67	Coonoor	141.2	141.2
DNH	16	Dadra & Nagar Haveli	135.6	135.0		68	Madurai	148.0	148.0
DLI	17	Delhi	135.0	133.7		69	Salem	141.5	143.0
GOA	18	Goa	136.0	136.2		70	Tirunelveli	154.5	156.1
GUJ	19	Ahmedabad	141.2	139.1		71	Virudhu Nagar	150.0	151.2
	20	Bhavnagar	136.7	135.9	TEL	72	Hyderabad	143.2	142.2
	21	Rajkot	139.7	138.3		73	Mancheriyal	156.7	157.2
	22	Surat	136.5	134.7		74	Warangal	152.5*	149.4
	23	Vadodara	137.0	135.8	TRP	75	Tripura	149.6	144.3
HRY	24	Faridabad	148.0	145.2	UP	76	Agra	148.4	147.2
	25	Gurugram	150.3	147.5		77	Ghaziabad/G.B. Nagar	148.8	146.8
	26	Yamunanagar	150.0	148.9		78	Kanpur	144.9	142.6
HP	27	Himachal Pradesh	140.0	140.2		79	Lucknow	149.1	147.7
J&K	28	Jammu & Kashmir	147.6	146.5*		80	Varanasi	142.7	144.6
JRK	29	Bokaro	139.2	137.0	UTK	81	Udham Singh Nagar	158.7	157.6
	30	Dhanbad-Jharia	153.2	151.8	WB	82	Darjeeling	132.5	132.3
	31	Jamshedpur	159.1	155.8		83	Durgapur	148.0	146.4
	32	Ramgarh	157.0	155.6		84	Haldia	128.7	127.9
KNT	33	Belgaum	146.3	148.8		85	Howrah	149.0	147.2
	34	Bengaluru	139.1	138.5*		86	Jalpaiguri	144.8	141.7
	35	Chikmagalur	140.1	141.5		87	Kolkata	148.6	147.2
	36	Davanagere	150.2	149.1		88	Raniganj	153.8	153.5*
	37	Hubli-Dharwad	141.4	140.0					
	38	Mercara-Kodagu	146.4	145.3					
	39	Mysore	147.0	146.7					
KRL	40	Emakulam/Alwaye	144.9	146.4					
	41	Idukki	148.9	150.7					
	42	Kollam	143.8	144.7					
MP	43	Bhopal	133.8	132.8					
	44	Chhindwara	148.1	146.1					
	45	Indore	135.7	134.9					
	46	Jabalpur	140.6	141.6					
MHR	47	Mumbai	134.3	133.3					
	48	Nagpur	147.4	145.5					
	49	Nasik	140.8	140.4					
	50	Pune	132.5	132.8					
	51	Solapur	150.5	149.8					
	52	Thane	135.9	135.3					
ALL INDIA INDEX								144.5	143.7


(ASHOK KUMAR)
Director

E-Mail Address : dglb@nic.in; Website : <https://www.labourbureau.gov.in>

* Rounded up from second decimal place.